

40-0410 Measuring rear axle carrier (removed)

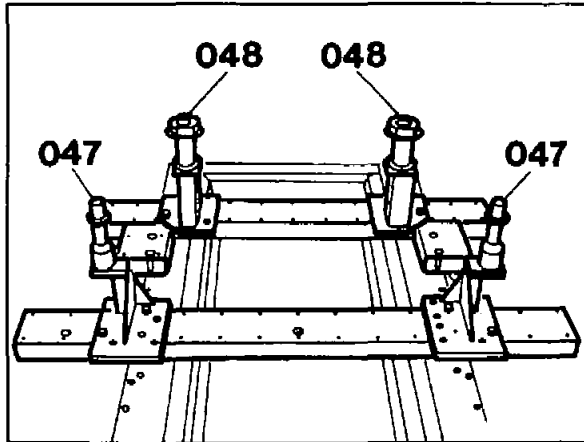
Preceding work:

Camber at rear axle checked (40-0331)

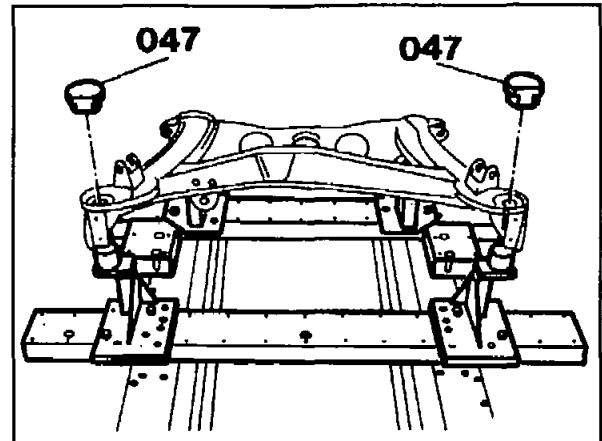
Toe-in at rear axle checked (40-0332).

Rear axle removed complete (35-010).

Front and rear rubber mounts of rear axle suspension removed (35-040).



P40-5414-13



P40-5415-13

Test locators (047, 048)

Insert in locators of the Celette straightening bench and fasten, remove. Test locators (047, 048) 202 589 00 23 00.

Rear axle carrier

Place on test locators (047, 048) without rubber mounts. Locate rear axle carrier with the upper sections of the test locators (047). The rear axle carrier can be re-used if all four locator tops of the rear axle carrier rest on the test locators.

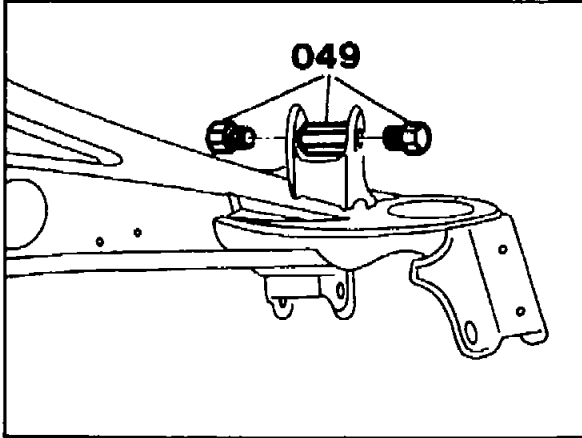
- Permissible height deviation at the three supporting points (press down 1 point if necessary) at the fourth point, max. 5 mm
- Permissible lateral offset, max. +/- 2 mm.

Note

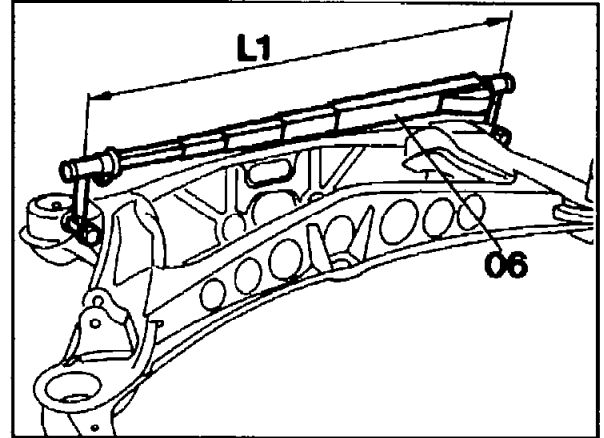
The rear axle carrier is to be measured on a Celette straightening bench. We recommend this is done on the vehicle concerned before or after the work on the straightening.

In this case, the straightening set is already mounted on the straightening bench (refer to Repair Instructions, body accident repair 60-105).

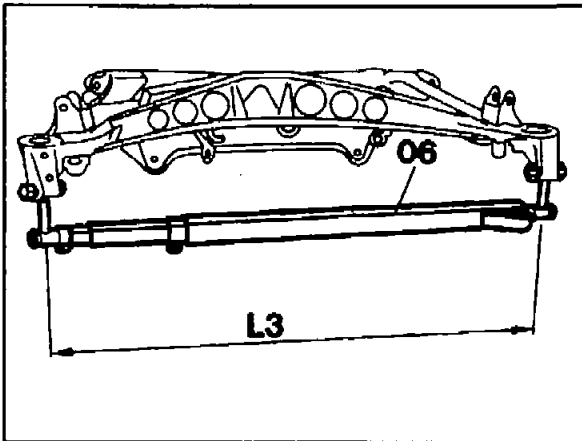
Measuring locator points



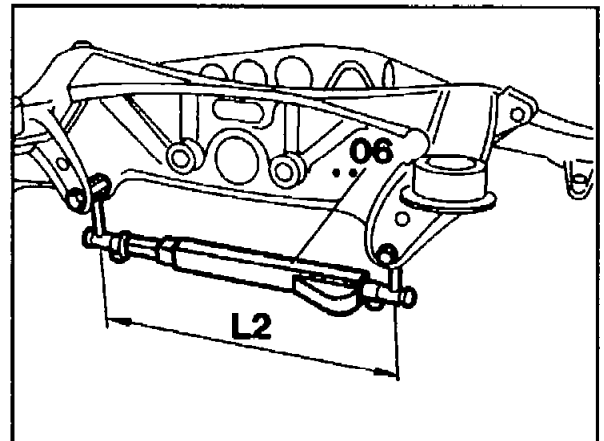
P40-5410-13



P40-5404-13



P40-5406-13



P40-5405-13

Check bolts (049) 124 589 21 21 00

Insert in the corresponding reference holes and locate with the hexagon bolts.

Dimension "L1"- "L3"

Measure using telescopic measuring rod (06) 124 589 01 19 00 or 124 589 02 15 00 and note.

Note

The mount of the track rod cannot be checked (elongated hole).

Note

The longer check bolts (L = 58 mm) are to be installed in the locators of the spring links, and shorter check bolts (L = 38 mm) in the locators of the camber struts/thrust arms. Do not tighten check bolts to permit alignment of the centering holes during measurement.

If the tolerances are exceeded, replace rear axle carrier.

in mm	124	201
Dimension "L1" camber strut	796.0 ± 2	726.0 ± 2
Dimension "L2" spring link	510.0 ± 2	440.0 ± 2
Dimension "L3" thrust arm	1082.4 ± 2	1012.4 ± 2

Special tools